


Artificial Intelligence-based Hyper Activity Analysis

Sanjay Kumar Jha, Rakhi



Abstract: Sentiment analysis has emerged as a valuable tool for analyzing human behavior and measuring frustration levels. This abstract provides an overview of the sentiment analysis of human behavior in response to measuring frustration levels. By examining the emotional tone expressed in textual data, sentiment analysis techniques offer insights into individuals' frustration levels, contributing to a better understanding of their psychological well-being. This study focuses on the application of sentiment analysis in measuring frustration levels and understanding human behavior. It explores the limitations and challenges associated with accurately assessing frustration based on Textual data, Psychological Questionnaires, Image Processing, Tone or speech, and Augmented Reality. The study acknowledges the importance of context and the need to account for linguistic nuances, sarcasm, and individual differences in language use. It also emphasizes the significance of considering additional modalities, such as facial expressions and virtual reality, to enhance the accuracy and reliability of measuring frustration levels.

Keywords –Distress Detection by Facial Expression; Distress detection by Psychological Questionnaire; Distress Detection By Text; Distress Detection by AR; Multidimensional Distress Detection Model

I. INTRODUCTION

Sentiment analysis is a powerful technique used to analyze and measure the emotional content expressed in different forms of data, including text, images, speech or tone, and even augmented reality (AR) experiences. By applying sentiment analysis to these modalities, it becomes possible to gain insights into distress levels, which can be valuable in various fields such as mental health monitoring, customer feedback analysis, and social media monitoring.



Fig-1: Sign of Emotion Distressed People

Manuscript received on 21 June 2023 | Revised Manuscript received on 09 November 2023 | Manuscript Accepted on 15 November 2023 | Manuscript published on 30 November 2023.

*Correspondence Author(s)

Sanjay Kumar Jha*, Department of Computer Science, SGT, University, Haryana, Gurugram (Haryana), India. E-mail: sanjaypandit1234007@gmail.com

Rakhi, Department of Computer Science, SGT, University, Haryana, Gurugram (Haryana), India. E-mail: rakhi.du.cs@gmail.com

© The Authors. Published by Blue Eyes Intelligence Engineering and Sciences Publication (BEIESP). This is an open access article under the CC BY-NC-ND license (<http://creativecommons.org/licenses/by-nc-nd/4.0/>)

A. Sentiments/Frustration Impact on the Behavior of an Individual

- **Decision Making:** Emotions can play a crucial role in decision-making. Positive sentiments, such as joy or excitement, can lead individuals to take risks, pursue opportunities, or make impulsive choices. Conversely, negative sentiments like fear or sadness can lead to cautious decision-making, avoidance of risks, or a tendency to focus on potential negative outcomes.
- **Interactions and Communication:** Sentiments can shape how individuals interact and communicate with others. Positive sentiments like happiness or gratitude can lead to friendly, open, and cooperative behavior, fostering harmonious relationships. Negative sentiments like anger or frustration can lead to more confrontational or defensive behavior, impacting interpersonal dynamics.
- **Motivation and Goal Pursuit:** Sentiments can influence motivation levels and goal pursuit. Positive sentiments can enhance motivation, increase perseverance, and drive individuals to achieve their goals. On the other hand, negative sentiments can dampen motivation, reduce energy levels, and hinder progress toward goals.
- **Social Behavior and Empathy:** Sentiments can impact social behavior and empathy. Positive sentiments can enhance prosocial behavior, leading individuals to be more helpful, compassionate, and empathetic toward others. Negative sentiments may reduce empathy, making individuals more self-focused or less responsive to the needs of others.
- **Health and Well-being:** Sentiments can influence health-related behaviors and overall well-being. Positive sentiments are often associated with healthier lifestyle choices, such as engaging in physical activity, maintaining a balanced diet, and seeking social support. Negative sentiments can contribute to unhealthy coping mechanisms, such as substance abuse or neglecting self-care.
- It's important to note that the impact of sentiments on behavior can vary among individuals, as everyone experiences and expresses emotions differently. Additionally, other factors such as personality, culture, and individual coping mechanisms can interact with sentiments to shape behavior. Understanding the influence of sentiments on behavior can provide insights into individual actions, interpersonal dynamics, and overall well-being

B. Present Investigation

This investigation focuses on the application of sentiment analysis techniques across different modalities to measure distress levels. By analyzing emotional content expressed through images, text, speech or tone, and augmented reality, a comprehensive understanding of distress can be achieved. This investigation aims to explore the current state of research, methodologies, and challenges in sentiment analysis for distress level measurement.

II. METHODOLOGY

Literature Review: A comprehensive review of existing literature on sentiment analysis, distress measurement, and the application of sentiment analysis in different modalities is conducted. This involves studying research papers, academic journals, conference proceedings, and relevant books to understand the existing methodologies and approaches.

Dataset Collection and Annotation: Distress-related datasets specific to each modality (image, text, speech or tone, augmented reality) are collected and annotated with distress labels. The datasets should encompass a wide range of distress levels, diverse contexts, and demographic characteristics to ensure representativeness.

Modality-Specific Sentiment Analysis Techniques: Distress-specific sentiment analysis techniques are explored for each modality. This involves adapting and developing algorithms, models, and feature extraction methods tailored to analyze distress-related sentiments. Computer vision techniques, NLP approaches, and speech processing methods are employed to extract emotional cues and sentiment patterns.

Multimodal Integration: Techniques for integrating the sentiment analysis outputs from different modalities are investigated. Approaches such as feature fusion, ensemble modeling, or hierarchical modeling are explored to combine the results effectively and create a comprehensive distress level assessment.

Distress Level Quantification: A framework is developed to quantify distress levels based on the sentiment analysis outputs. This framework establishes a standardized scale or measurement system that accurately represents the severity or intensity of distress expressed in each modality. Statistical

analysis and machine learning methods can be employed to correlate sentiment scores with distress levels.

Evaluation and Validation: The developed sentiment analysis models and the distress level quantification framework are evaluated and validated using appropriate metrics and benchmarks. The performance of the models in accurately measuring distress levels is assessed, and the framework's effectiveness in reflecting true distress levels is examined.

Ethical Considerations: Ethical implications associated with sentiment analysis for distress measurement are considered. Privacy concerns, potential biases, and the responsible use of data are addressed to ensure that the investigation adheres to ethical standards.

C. Challenges:

Dataset Availability: Acquiring high-quality and diverse datasets that specifically capture distress-related content for each modality can be challenging.

Subjectivity and Contextual Variations: Distress expression can vary based on individual subjectivity, cultural factors, and contextual nuances. Developing models that account for these variations is a challenge.

Real-Time Analysis: Processing data in real-time, especially in augmented reality scenarios, requires efficient algorithms and optimized models.

Interpreting Complex Emotions: Distress involves complex emotions beyond positive or negative sentiments. Capturing nuanced emotional states accurately is a challenge in sentiment analysis.

3.1 Proposed Solution

To address the challenge of measuring distress levels using different modalities, a proposed solution is to develop a comprehensive sentiment analysis system that integrates image analysis, text analysis, speech or tone analysis, questionnaire, and augmented reality analysis. The system would leverage machine learning and deep learning techniques to analyze emotional content and quantify distress levels accurately. Additionally, a Psychological Questionnaire approach can be incorporated to gather self-reported distress levels from individuals, which can serve as ground truth for validation and comparison with the sentiment analysis results. The architecture of the proposed model:

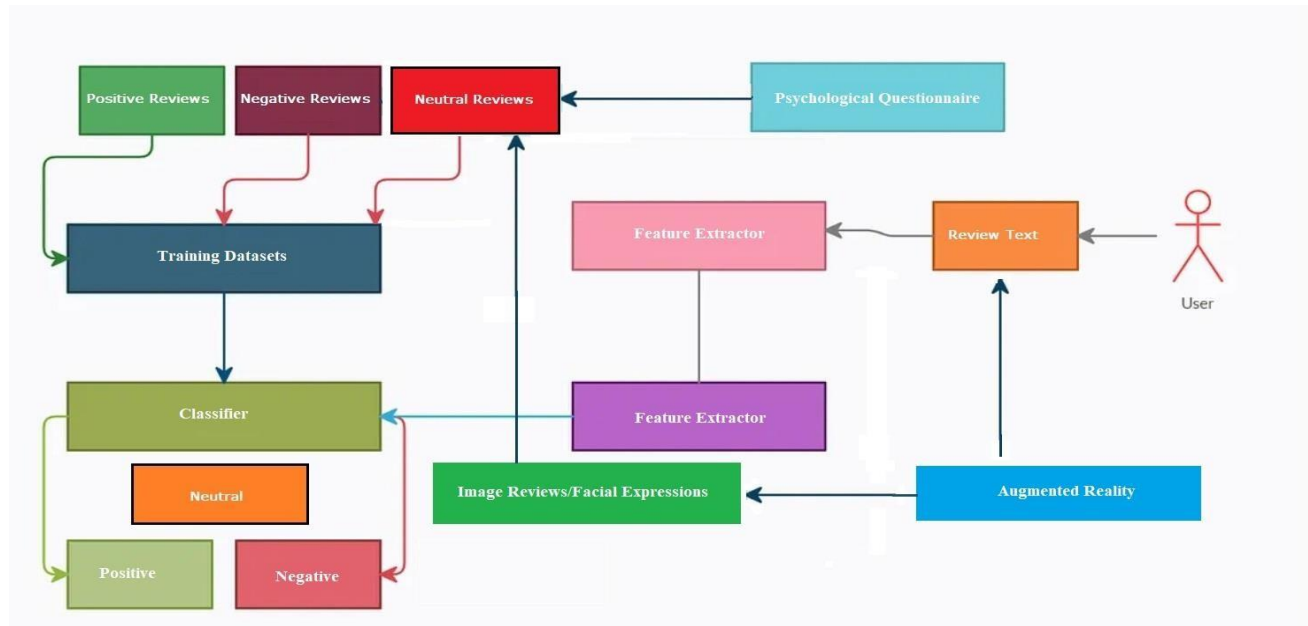


Fig-2: Architecture of Multidimensional Model for Detecting Distress

Here is a Proposed Outline for The Solution:

❖ **Data Collection:**

- Gather a diverse dataset that includes distress-related images, text, speech or tone samples, and augmented reality scenarios. The dataset should cover a wide range of distress levels, demographics, and contextual variations.

❖ **Image Analysis:**

- Apply computer vision techniques to extract visual features from distress-related images.
- Train machine learning models or deep learning architectures to classify distress levels based on the extracted features.

❖ **Text Analysis:**

- Utilize natural language processing techniques to pre-process and analyse distress-related text data.
- Train sentiment analysis models on labelled datasets to classify text into different sentiment categories, including distress-related sentiments.

❖ **Speech or Tone Analysis:**

- Develop an automatic speech recognition system to transcribe spoken words into text.
- Apply sentiment analysis techniques to the transcribed text to classify the sentiment and assess distress levels. Consider the analyzing tone of voice, such as pitch, intensity, or pauses, for a more comprehensive analysis.
- Speech emotion recognition is nothing but an application of the pattern recognition system in which patterns of derived speech features such as Pitch, Energy, MFCC are mapped using classifier like ANN, SVM, HMM etc.

❖ **Psychological questionnaire Analysis:** Psychological questionnaire analysis can be a valuable tool in detecting distress and identifying potential mental health concerns. By administering standardized questionnaires, professionals can gather information about an individual's thoughts, feelings, behaviors, and symptoms, which can help assess their mental well-being

❖ **Augmented Reality Analysis:**

- Integrate computer vision techniques with augmented reality to analyze facial expressions and gestures within AR environments.
- Combine speech recognition and sentiment analysis techniques to analyze spoken or written text within the AR environment.

❖ **Multimodal Integration:**

- Combine the outputs of image analysis, text analysis, speech or tone analysis, psychological questionnaire, and augmented reality analysis to create a comprehensive distress level assessment.
- Explore fusion techniques or hierarchical models to effectively integrate the results from different modalities.

❖ **Distress Level Quantification:**

- Develop a framework to quantify distress levels based on the sentiment analysis outputs from different modalities.
- Consider mapping sentiment scores to specific distress levels or developing a scale that represents the severity or intensity of distress.

❖ **Questionnaire-based Ground Truth:**

- Design a questionnaire that collects self-reported distress levels from individuals.
- Administer the questionnaire alongside the sentiment analysis system to gather ground truth data for validation and comparison.

❖ **Evaluation and Validation:**

- Evaluate the performance of the sentiment analysis system using appropriate metrics such as accuracy, precision, recall, or F1 score.
- Compare the sentiment analysis results with the self-reported distress levels collected through the questionnaire to assess the system's effectiveness.

❖ **Ethical Considerations:**

- Address privacy concerns and ensure data confidentiality.
- Mitigate potential biases in the sentiment analysis system and consider cultural and contextual differences in distress expression.
- Maintain ethical standards in data collection, analysis, and reporting.

By implementing this proposed solution, it is expected to develop a comprehensive sentiment analysis system that accurately measures distress levels across different modalities. The integration of questionnaire-based ground truth data provides validation and allows for the comparison of self-reported distress levels with the sentiment analysis results. This solution can contribute to improving mental health monitoring, personalized interventions, and our understanding of distress in various domains.

3.2 Different Implementations and Results

- ❖ **Psychological Questionnaire Implementation: It is based on score given by users to the respective questions. Scores are classified into 3 categories these are**

Type	Score
Negative	< 3
Neutral	=3
Positive	>3

III. ACCURACY RESULT

Type	Score %
Negative	95
Neutral	95
Positive	95

❖ **Image Analysis Implementation:**

There is indeed a wide range of methods and techniques

used to detect human emotions. Facial images are commonly utilized due to the rich emotional cues present in facial expressions. Frontal facial images are particularly popular as they provide a clear view of the face, facilitating accurate emotion recognition.

Emotion recognition is a complex process that involves multiple steps. One crucial aspect is featuring extraction, which involves identifying relevant patterns and characteristics from the input data. In the case of facial images, this may include analysing the shape and configuration of facial landmarks, such as the position of the eyes, mouth, and eyebrows.

Researchers have proposed various approaches for emotion detection. For example, focused on using geometric information extracted from facial images. They may have employed techniques like facial landmark detection and analysis to capture specific facial features indicative of different emotions.

Adopting a different approach by utilizing template vectors and neural networks. Template vectors are pre-defined representations of facial expressions that can be compared against input images to infer emotions. Neural networks, which are machine learning models inspired by the human brain, can be trained to recognize patterns and classify emotions based on input data.

Black and Yacoob explored the use of an optical flow model of image motion for facial expression analysis. This method involves examining changes in pixel values over time to capture dynamic facial movements associated with different emotions.

Overall, emotion recognition is an active area of research, and scientists employ various techniques to detect and classify human emotions. The selection of specific methods depends on factors such as the available data, computational resources, and the desired level of accuracy or real-time performance.

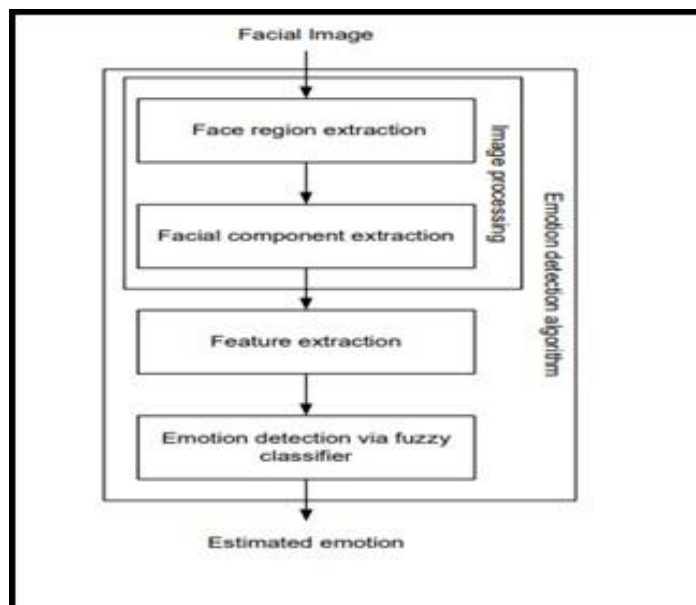


Fig.-3: Overall Procedure of Emotion Detection Algorithm

The following steps can be used to summarize the entire emotion detection process:

Step 1 : Apply a fuzzy color filter to extract the facial region by the histogram analysis technique

Step 2: Apply a color filter and use the VFM and histogram analysis method to isolate the facial components.

Step 3: Extraction of the facial component's feature vector. Step 4: Use the retrieved feature vector to identify the fuzzy classifier.

Step 5. Test fuzzy classification.

A. Result

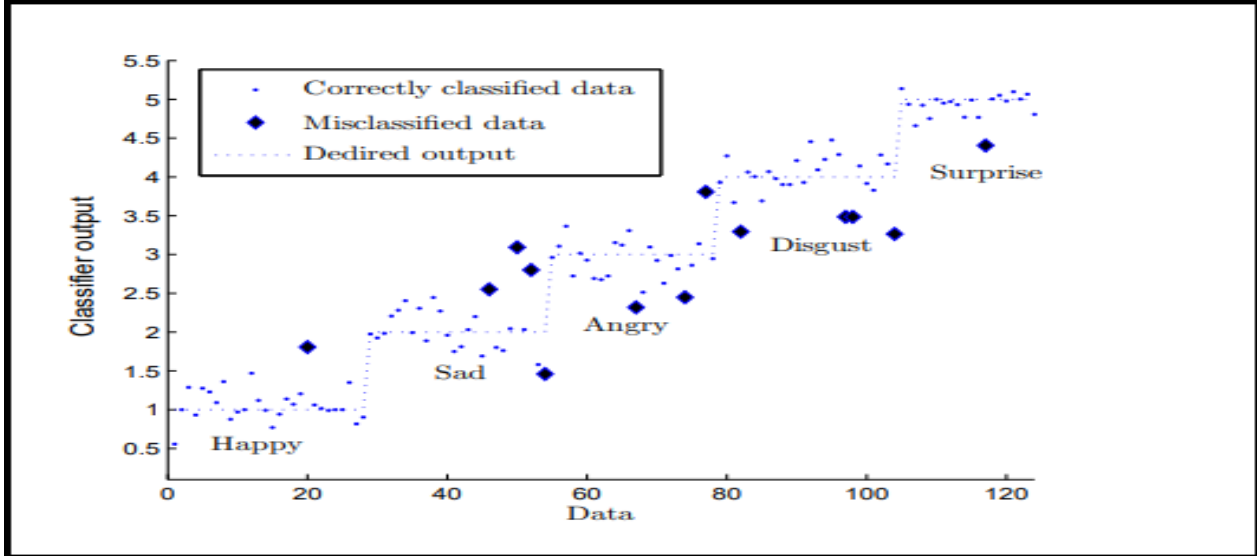


Table 1: Showing Emotion Detection Accuracy:

Happy	79.7%
Sad	69.9%
Angry	72.3%
Disgust	69.9%
Surprise	78.5%

Table 2: Following Table Shows the Accuracy Result

Facial component extraction success	82.7%
Fuzzy classification accuracy	89.5%
Final emotion detection accuracy	74.0%

opinions from text data, AR enhances the real world by overlaying virtual elements on top of it. Here's how you can leverage Python libraries to incorporate sentiment analysis into an AR application:

a. Set up the AR Environment:

To create an AR application, you'll need an AR library such as ARCore (for Android) or ARKit (for iOS). These libraries provide the necessary tools and functionalities for creating AR experiences. Depending on your platform of choice, you can explore relevant Python libraries that interface with these AR frameworks.

Augmented Reality Implementation: It is one of the proposed models. Augmented reality (AR) and sentiment analysis are two distinct technologies that can be combined to create unique user experiences. While sentiment analysis focuses on understanding and analyzing emotions and

b. Integrate Sentiment Analysis:

To perform sentiment analysis, you'll need a Python library that provides sentiment analysis capabilities. Some popular

choices include NLTK, TextBlob, and VADER Sentiment Analysis. These libraries offer pre-trained models and functions to analyze the sentiment of text data.

c. Collect Text Data:

In your AR application, you'll need to collect text data from various sources, such as social media feeds, chat messages, or user inputs. This text data will be the input for sentiment analysis.

d. Apply Sentiment Analysis:

Utilize the sentiment analysis library of your choice to process the collected text data. Depending on the library, you might need to pre-process the text by removing stopwords, tokenizing, or normalizing the data. Once the sentiment analysis is applied, you'll receive sentiment scores or labels indicating the sentiment of each text sample (e.g., positive, negative, neutral).

e. Visualize Sentiment in AR:

Now, it's time to incorporate the sentiment analysis results into your AR environment. You can use the sentiment scores to control the appearance or behaviour of virtual elements overlaid on the real world. For instance, you could represent positive sentiments with colourful and vibrant virtual objects, while negative sentiments could be represented by subdued or fading virtual elements.

f. Update AR Visualization:

As new text data arrives or changes, reapply the sentiment analysis to update the sentiment scores. Based on the updated sentiment analysis results, modify the AR visualization accordingly to reflect the real-time sentiment.

By combining AR and sentiment analysis, you can create interactive experiences where the virtual elements dynamically respond to the sentiment of the text data, providing users with a unique and engaging environment. Remember to explore the documentation and examples of the AR and sentiment analysis libraries you choose to get started.

Text Analysis Implementation: We can extract information from a text to categorize it in accordance with its polarity, such as positive, neutral, or negative, using machine learning techniques and natural language processing. It helps in identifying distress level of a person.

Sentiment Analysis Methods:-

In essence, sentiment analysis identifies the emotional polarity, such as positive, negative, or neutral, in various texts. There are two approaches for conducting sentiment analysis:

- Lexicon-based approach
- using machine learning

B. Model Result:

```
model_score = model.evaluate(X_test, y_test, batch_size=64,
verbose=1)
print("Test accuracy:", model_score[1])
```

```
113/113 [=====] - 62s 548ms/step - loss: 0.3504 - accuracy: 0.9229
Test accuracy: 0.9229166507720947
```

IV. CONCLUSION

A multidimensional model that combines augmented reality (AR), text analysis, image analysis, and psychological questionnaires can provide a comprehensive approach to understanding and assessing various aspects of a person's emotional state and well-being. By integrating these different modalities, the model can capture and analyze information from multiple sources, enabling a more holistic understanding of an individual's mental and emotional state. Here's a summary of the benefits and implications of each component:

A. Augmented Reality (AR):

AR can provide real-time feedback by overlaying virtual elements onto the user's environment, such as facial expressions, indicators, or visual cues related to distress. AR can capture facial expressions, track movements, and use facial landmark detection to assess emotional states.

B. Text Analysis:

Text analysis techniques, such as natural language processing (NLP), can be used to analyze written or verbal expressions of distress, such as social media posts, chat logs, or transcripts of spoken conversations. By analyzing the content, sentiment, and linguistic patterns, the model can gain insights into the user's emotional state and distress levels.

C. Image Analysis:

Image analysis allows the model to examine visual cues related to distress, such as facial expressions, body language,

or environmental factors. Using computer vision techniques and deep learning algorithms, image analysis can identify emotional states, detect signs of distress, and analyze non-verbal communication.

D. Psychological Questionnaire:

Psychological questionnaires provide a standardized approach to assess a person's psychological well-being and emotional state. By asking specific questions about distress, mood, anxiety, or other relevant factors, the model can gather self-reported data that can complement and validate the information obtained from other modalities.

By integrating these components into a multidimensional model, several advantages can be achieved:

- **Complementary Information:** Each modality brings unique insights and data that can complement the others, providing a more comprehensive understanding of distress and emotional states.
 - **Real-Time Assessment:** AR enables real-time feedback, allowing for immediate assessment and intervention when distress is detected.
 - **Contextual Understanding:** By combining text analysis, image analysis, and AR, the model can consider contextual factors that contribute to distress, such as social interactions, environmental stimuli, or personal experiences.
 - **Validation and Triangulation:** The model can cross-validate information obtained from different sources, increasing the reliability and accuracy of distress level estimation.
 - **Personalized Assessment:** By integrating psychological questionnaires, the model can adapt its assessment to the individual's unique characteristics, preferences, and background.
- However, it is important to consider the limitations and ethical considerations associated with each modality. Data privacy, consent, and the potential for bias or misinterpretation should be carefully addressed in the design and implementation of such a multidimensional model. Additionally, the accuracy and generalizability of the model depend on the quality and diversity of the training data and the robustness of the algorithms used in each component.

FUTURE SCOPE

The future scope of a multidimensional model incorporating augmented reality (AR), text analysis, image analysis, and psychological questionnaires holds several exciting possibilities for understanding and supporting individuals' mental and emotional well-being. Here are some potential directions for future development and applications:

1. Personalized Mental Health Support:

By combining data from various modalities, the model can provide personalized mental health support tailored to an individual's unique needs. It can adapt interventions, recommendations, or feedback based on the specific combination of distress indicators observed in each person.

2. Early Detection and Intervention:

The model can be further refined to detect early signs of distress or mental health issues. By analyzing subtle changes in facial expressions, linguistic patterns, or visual cues, the model can provide timely interventions, recommendations, or referrals to appropriate mental health professionals.

3. Multimodal Therapy and Interventions:

AR can be utilized to deliver immersive therapeutic experiences, combining visual and auditory elements with interactive virtual environments. These interventions can be complemented by text-based or questionnaire-guided interventions, allowing individuals to engage with therapeutic content in different modalities.

4. Longitudinal Tracking and Progress Monitoring:

The multidimensional model can be used to track individuals' mental health progress over time. By analyzing changes in facial expressions, textual expressions, or questionnaire responses, it can provide insights into the effectiveness of interventions and the trajectory of well-being.

5. Behavioral Pattern Analysis:

Integrating data from text analysis, image analysis, and AR can enable the identification of behavioral patterns associated with distress. This can contribute to the development of predictive models that can anticipate and prevent potential episodes of distress or mental health deterioration.

6. Cross-Cultural and Multilingual Applications:

The model can be expanded to incorporate cross-cultural and multilingual perspectives. By considering diverse linguistic expressions, cultural nuances in facial expressions, and visual cues, it can cater to a wider range of individuals from different cultural backgrounds.

7. Ethical Considerations and User Empowerment:

Future developments should emphasize ethical considerations, such as privacy protection, informed consent, and user empowerment. It is important to ensure that individuals have control over their data and the interventions provided, and that the model operates within appropriate ethical boundaries.

8. Collaboration with Mental Health Professionals:

The multidimensional model can serve as a valuable tool for mental health professionals, supporting their assessments, treatment plans, and interventions. Collaboration between technology experts and mental health professionals can help refine and validate the model's accuracy and effectiveness. It is important to note that the future scope of such a multidimensional model relies on ongoing advancements in technology, data privacy frameworks, ethical guidelines, and interdisciplinary collaborations. Additionally, the model should be validated through rigorous research studies to ensure its effectiveness, reliability, and safety before widespread implementation in real-world mental health settings.

DECLARATION STATEMENT

Funding	No, I did not receive it.
Conflicts of Interest	No conflicts of interest to the best of our knowledge.
Ethical Approval and Consent to Participate	No, the article does not require ethical approval and consent to participate with evidence.
Availability of Data and Material	Not relevant.
Authors Contributions	All authors having equal contribution for this article.

REFERENCES

- Lamberti, Marc. "Project Report Twitter Emotion Analysis." Supervised by David Rossiter, The Hong Kong University of Science and Technology, www.cse.ust.hk/~rossiter/independent_studies_projects/twitter_emotion_analysis/twitter_emotion_analysis.pdf.
- "Sentiment Analysis." *Sentiment Analysis*, Wikipedia, https://en.wikipedia.org/wiki/Sentiment_analysis.
- Liu, Bing. "Sentiment Analysis and Subjectivity." *University of Illinois at Chicago*, University of Illinois at Chicago, 2010, www.cs.uic.edu/~liub/FBS/NLP-handbook-sentiment-analysis.pdf.
- Cambria, E., & Hussain, A. (2012). SenticNet 2: A semantic and affective resource for sentiment analysis and opinion mining. *IEEE Transactions on Affective Computing*, 3(1), 1-15. doi:10.1109/T-AFFC.2011.15 Conference paper: Author(s). (Year, Month). Title of the paper. Paper presented at Conference Name, Location. DOI (if available).
- Pang, B., & Lee, L. (2008, July). Opinion mining and sentiment analysis. In *Proceedings of the Association for Computational Linguistics (ACL)* (pp. 79-86). Columbus, Ohio, USA. doi:10.3115/1570079.1570106 Book: Author(s). (Year). Title of the book. Publisher.
- Liu, B. (2012). *Sentiment analysis and opinion mining*. Morgan & Claypool Publishers. Thesis or dissertation: Author. (Year). Title of the thesis/dissertation. (Unpublished doctoral dissertation/Master's thesis). Institution.
- Smith, J. D. (2015). *Sentiment analysis of social media data* (Unpublished doctoral dissertation). University of California, Berkeley Website: Author(s)/Organization. (Year, Month). Title of the webpage/document. Website Name. Retrieved from URL
- Pew Research Center. (2021, October). Social media use in 2021. Pew Research Center. Retrieved from <https://www.pewresearch.org/internet/2021/10/12/social-media-use-in-2021/>
- Geetha, V., Gomathy, C. K., Manojkumar, P., & Manohar, N. S. L. S. V. (2020). The Sentimental Analysis for E-Commerce Application. In *International Journal of Engineering and Advanced Technology* (Vol. 9, Issue 5, pp. 1232-1236). <https://doi.org/10.35940/ijeat.d8717.069520>
- R. G. K., & R. D. S. (2019). Sentiment Analysis using Bi-directional Recurrent Neural Network for Telugu Movies. In *International Journal of Innovative Technology and Exploring Engineering* (Vol. 9, Issue 2, pp. 241-245). <https://doi.org/10.35940/ijitee.b6137.129219>
- Zainudin*, M. N. S., Kee, Y. J., Idris, M. I., Kamaruddin, M. R., & Ramlee, R. H. (2019). Recognizing the Activity Daily Living (ADL) for Subject Independent. In *International Journal of Recent Technology and Engineering (IJRTE)* (Vol. 8, Issue 3, pp. 5422-5427). <https://doi.org/10.35940/ijrte.b2381.098319>
- Bilog, R. J. (2020). Application of Naïve Bayes Algorithm in Sentiment Analysis of Filipino, English and Taglish Facebook Comments. In *International Journal of Management and Humanities* (Vol. 4, Issue 5, pp. 73-77). Blue Eyes Intelligence Engineering and Sciences Engineering and Sciences Publication - BEIESP. <https://doi.org/10.35940/ijmh.e0524.014520>
- Patil, M. M., Nikumbh, S. N., & Parigond, A. P. (2021). Fake Product Monitoring and Removal for Genuine Product Feedback. In *Regular Issue* (Vol. 7, Issue 1, pp. 1-3). Blue Eyes Intelligence Engineering and Sciences Engineering and Sciences Publication - BEIESP. <https://doi.org/10.35940/ijese.a2494.037121>

Disclaimer/Publisher's Note: The statements, opinions and data contained in all publications are solely those of the individual author(s) and contributor(s) and not of the Blue Eyes Intelligence Engineering and Sciences Publication (BEIESP)/ journal and/or the editor(s). The Blue Eyes Intelligence Engineering and Sciences Publication (BEIESP) and/or the editor(s) disclaim responsibility for any injury to people or property resulting from any ideas, methods, instructions or products referred to in the content.